
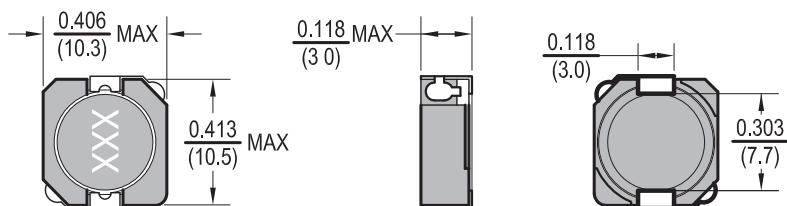




# Power Chip Shielded Inductors PCS103



Dimensions:  $\frac{\text{Inches}}{\text{(mm)}}$



Allied Part Number	Inductance (μh)	Tolerance (%)	Test Freq. KHz, 1V	DCR Max (mΩ)	Isat (A) Max	Irms (A) Typ.
PCS103-R80M-RC	0.8	20	100	5.7	11.20	8.30
PCS103-1R5M-RC	1.5	20	100	11	8.00	5.80
PCS103-2R2M-RC	2.2	20	100	16.9	6.70	5.10
PCS103-3R3M-RC	3.3	20	100	21	5.56	4.70
PCS103-4R7M-RC	4.7	20	100	30	4.65	4.00
PCS103-6R8M-RC	6.8	20	100	35	3.84	3.60
PCS103-8R2M-RC	8.2	20	100	50	3.54	3.00
PCS103-100M-RC	10	20	100	59	3.18	2.80
PCS103-150M-RC	15	20	100	91	2.60	2.05
PCS103-220M-RC	22	20	100	143	2.16	1.60
PCS103-330M-RC	33	20	100	202	1.74	1.35
PCS103-470M-RC	47	20	100	299	1.43	1.20
PCS103-560M-RC	56	20	100	325	1.36	1.15
PCS103-680M-RC	68	20	100	429	1.22	0.95
PCS103-820M-RC	82	20	100	494	1.14	0.80
PCS103-101M-RC	100	20	100	683	1.02	0.70
PCS103-121M-RC	120	20	100	754	0.89	0.65
PCS103-151M-RC	150	20	100	871	0.84	0.51

All specifications subject to change without notice.

### Features

- Shielded SMD Power Inductor
- Available in magnetically shielded
- Low DC resistance
- Ideal for DC-DC converter applications

### Electrical

**Inductance Range:** .8μh to 150μh  
**Tolerance:** 20% Available in tighter tolerances  
**Operating Temp:** -55°C ~ +125°C  
**Isat:** Current at which inductance drops 35% typ.  
**Irms:** Current at which the temp rise + 40°C

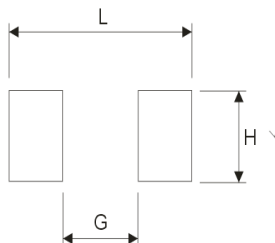
### Resistance to Soldering Heat

Pre-Heat 150°C, 1 minute.  
**Solder Composition:** Sn/Ag3.0/Cu0.5  
**Solder Temp:** 260°C ± 5°C for 10sec ± 1sec

### Test Equipment

**(L):** HP 4284A LCR Meter or Equivalent  
**(RDC):** CHP 4338B Milliohm Meter or Equivalent  
**(IDC):** 3260B (WK) & DC Bias 3265B (WK)

### Land Pattern for Reflow Soldering



L(mm)	G(mm)	H(mm)
10.70	7.30	3.60

### Physical

**Packaging:** 1000 pieces per 13 inch reel.  
**Marking:** EIA Inductance Code